



Reducer

RCFU

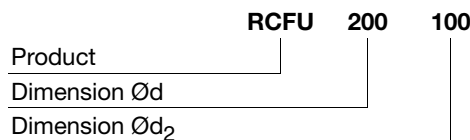


Description

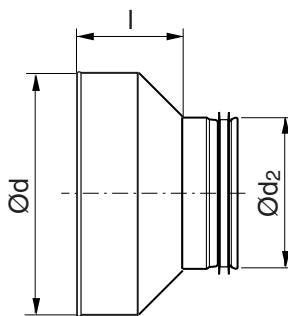
Pressed, concentric reducer with female coupling, with a 45° angle to meet demands for short installation length with low pressure drop and low internal noise generation. Ød fits outside another fitting.

Pressure drop, see graphs on pages 65–66.

Ordering example



Dimensions



Dimensions

Ød nom	Ød_2 nom	l mm	m kg
80	63	57	0,11
100	63	66	0,14
100* ¹	80	61	0,16
125* ¹	80	73	0,16
125* ¹	100	64	0,14
150	100	78	0,16
150 ¹	125	66	0,17
160*	80	92	0,24
160* ¹	100	83	0,16
160* ¹	125	71	0,20
160*	150	57	0,25
180	100	98	0,24
180	125	85	0,31
180	150	68	0,24
180	160	66	0,27
200* ¹	100	84	0,23
200* ¹	125	90	0,27
200*	150	75	0,34
200* ¹	160	73	0,26
200*	180	63	0,32
224	150	92	0,45
224	160	87	0,49
224	180	76	0,46
224	200	66	0,45
250*	125	133	0,57
250*	150	122	0,56
250* ¹	160	117	0,40
250*	180	107	0,55
250* ¹	200	103	0,42
250*	224	89	0,53
300	200	119	0,68
300	250	94	0,66
315*	160	153	0,82
315*	200	134	0,77
315* ¹	250	108	0,65
355	250	136	1,04
355	315	97	0,89
400*	200	196	1,31
400*	250	174	1,37
400*	315	133	1,20
500**	250	208	2,12
500**	315	185	2,09
500**	400	150	1,95
630**	315	240	2,76
630**	400	198	2,72
630**	500	148	2,69

* With turned-over edge

** Hand made

¹ With stream-lined transition

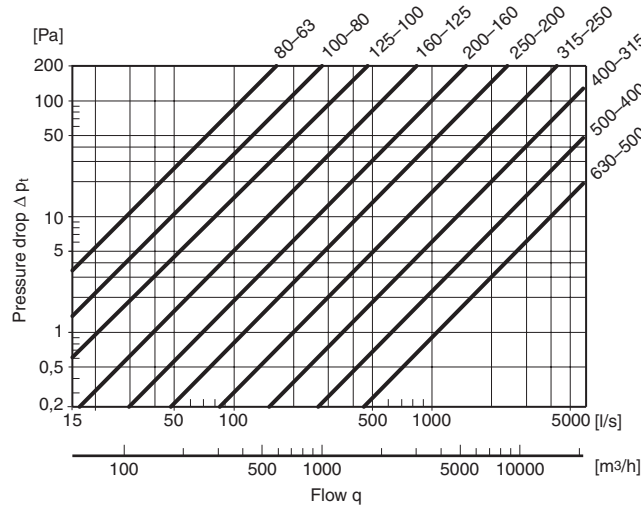
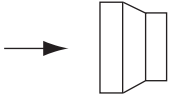


Reducers

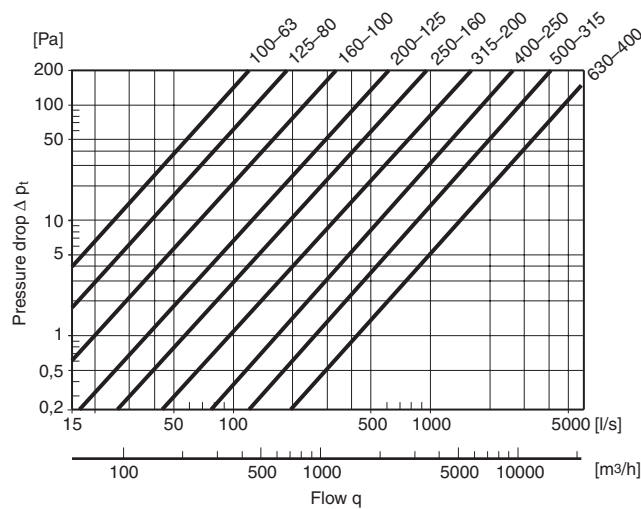
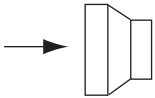
RCU, RCFU

Technical data

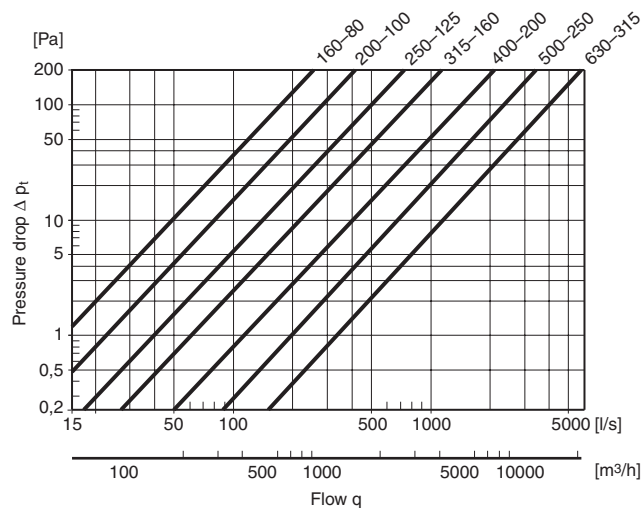
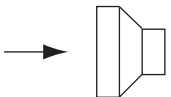
RCU, RCFU 1 step reduction



RCU, RCFU 2 steps reduction



RCU, RCFU 3 steps reduction



- 1
- 2
- 3
- 4
- 5
- 6
- 7
- 8
- 9
- 10
- 11



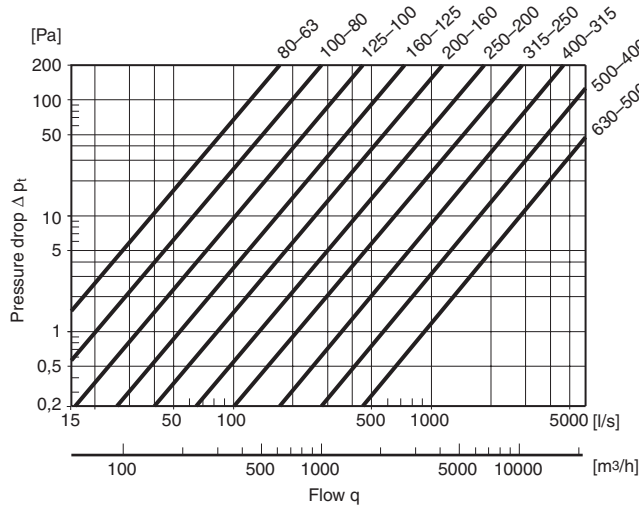
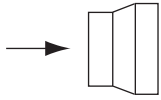
Reducers

RCU, RCFU

Technical data

1

RCU, RCFU 1 step reduction

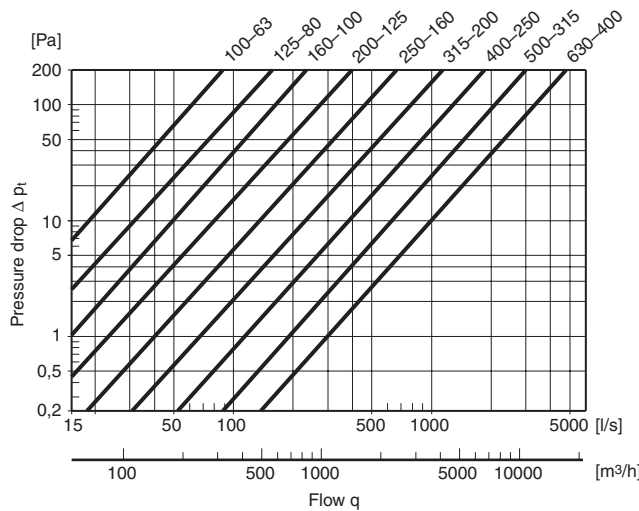
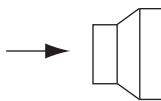


2

3

4

RCU, RCFU 2 steps reduction

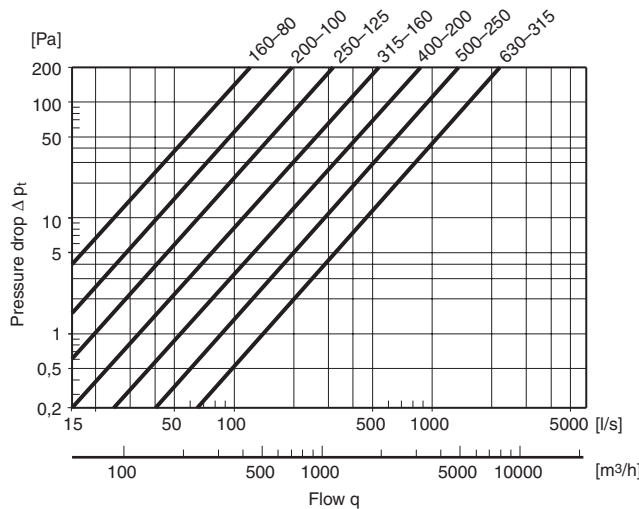
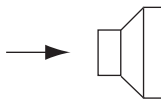


5

6

7

RCU, RCFU 3 steps reduction



8

9

10

11